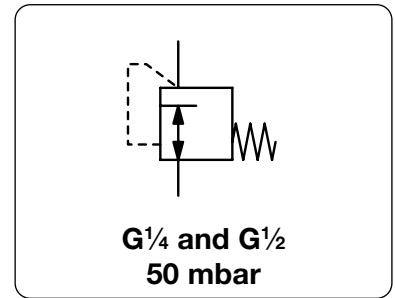


LOW PRESSURE REGULATOR WITH FACTORY-SET OUTLET PRESSURE OF 50 MBAR

R01

Description	Low pressure regulator with factory-set outlet pressure of 50 mbar and an integrated safety valve, (except for regulator R01-415), thus not for gas pressure regulation in closed rooms.	
Media	compressed air, propane, butane or other non-corrosive gases	
Supply pressure	max. 16 bar at R01-415, R01-405,	max. 2.5 bar bei R01-319/-604/-641
Accuracy	at max. supply pressure and flow: at max. supply pressure without flow: at min. supply pressure and flow:	< 15 % FS pressure deviation < 25 % FS pressure deviation < 5 % FS pressure deviation
Air consumption	without constant bleed	
Relieving function	non-relieving	
Gauge port	G $\frac{1}{4}$ on one side of the body, except on R01-319/-415	
Mounting position	any	
Temperature range	-20 °C to 60 °C / -4 °F to 140 °F	
Material	Body: zinc die-cast, chrome-plated Elastomer: NBR/Buna-N	Inner valve: brass



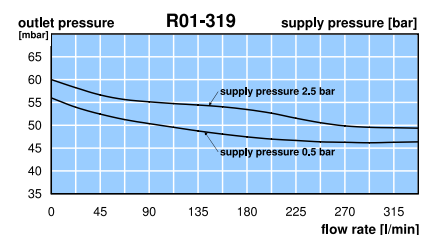
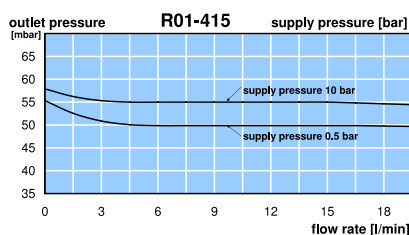
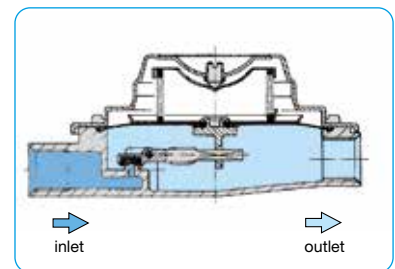
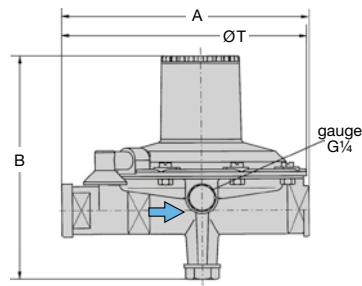
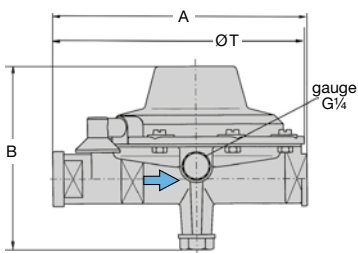
Dimensions			Flow rate		Supply pressure	Connection	Outlet pressure	Order number
A	B	ØT	m ³ /h	l/min	max. bar	G	mbar	

Low pressure regulator						supply pressure max. 2.5 / 16 bar, non-relieving, 50 mbar factory-set	R01	
100	44	86	1.2	20	16	G $\frac{1}{4}$	50	R01-415
138	92	118	3.0	50	2.5	G $\frac{1}{2}$	50	R01-604
138	117	118	9.6	160	2.5	G $\frac{1}{2}$	50	R01-641
160	133	145	19.8	330	2.5	G $\frac{1}{2}$	50	R01-319
138	92	118	3.0	50	16	G $\frac{1}{2}$	50	R01-405



Accessories, enclosed

pressure gauge	Ø 63 mm, 0...60 mbar, G $\frac{1}{4}$	not for R01-319/-415	MA6302-B6
----------------	---------------------------------------	----------------------	-----------



Gauges: see chapter for measuring devices

PDF CAD
www.aircom.net

Order example:
R01-415